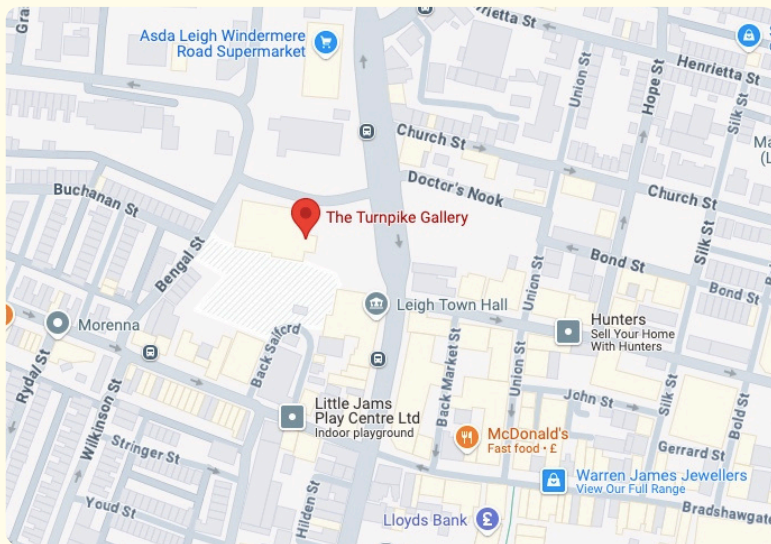




Easy Read Guide to The Turnpike Gallery



The Turnpike Gallery
Civic Square,
Leigh
WN7 1EB

[Google Maps link](#)



This is what the front of
the building looks like.

The Turnpike Gallery is
in the same building as
Leigh Library.

Parking



This is the car park

There are lots of spaces and accessible spaces.

The Turnpike Gallery is in the building on the left



The car park is pay and display.

Mon - Sat: 1-2 hours £1.10, 2-3 hours £1.60


The pay machine is by the entrance to the car park.



You can also use the PayByPhone app.

Location Number:
84367

To the Gallery



This is the front of the building.

There is a ramp on the left.



Go inside through the automatic doors.



This is the foyer.

Go to the first floor



Use the stairs or lift to go to the first floor.



If you are using the stairs, turn left at the top of the stairs.



Go through the grey doors.

Go along the corridor



If you are using the lift.

Come out of the lift, turn left and go through the grey doors.

These doors are not automatic but are normally held open. .



The entrance to the gallery is through the wooden door on the right.



Enter the gallery here.


The Gallery



The gallery look like this from the door.

There are always tables on the right.

The walls might be a different colour.



Assistance dogs are welcome in the Gallery.

Toilets



The toilets are on the 1st floor.

The male and accessible toilets are opposite the stairs.



Please ask a member of staff for the key to the accessible toilet.

Baby changing is in the accessible toilet.



The female toilets are opposite the lift.